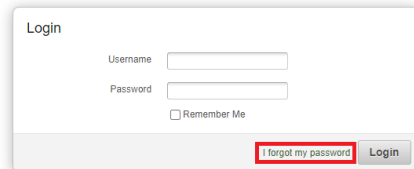


**If you already have a FieldNET account, you can login as you normally would.**

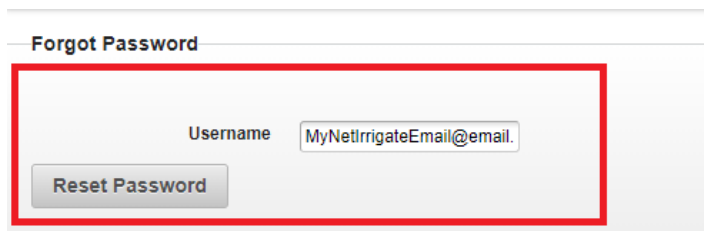
If you are new to FieldNET, you can access your account by following these few easy steps:

1. Go to <http://app.myfieldnet.com>
2. Click on “I forgot my password”



English | Français | Español | Русский | Português | 中文

3. Enter your email address as your username from your Net Irrigate account and select “Reset Password.” An email with a link to reset your password will be sent to your inbox.




4. Go to your email and click on the reset password link

FieldNET Password Reset Confirmation



FieldNET <support@myfieldnet.com>(FieldNET via sendgrid.net)

Retention Policy 18 Month Retention (1 year, 5 months)

 The actual sender of this message is different than the normal sender. Click here to learn more.

[Click here to download pictures.](#) To help protect your privacy, Outlook prevented automatic download of some pictures in this message.

You requested to reset your FieldNET password. Click the following link to reset your password.

<https://app.myfieldnet.com/registration/reset-password?username=>

[&k=1ad0325d](https://app.myfieldnet.com/registration/reset-password?username=&k=1ad0325d)

5. Enter a password for your account
6. Log into FieldNET

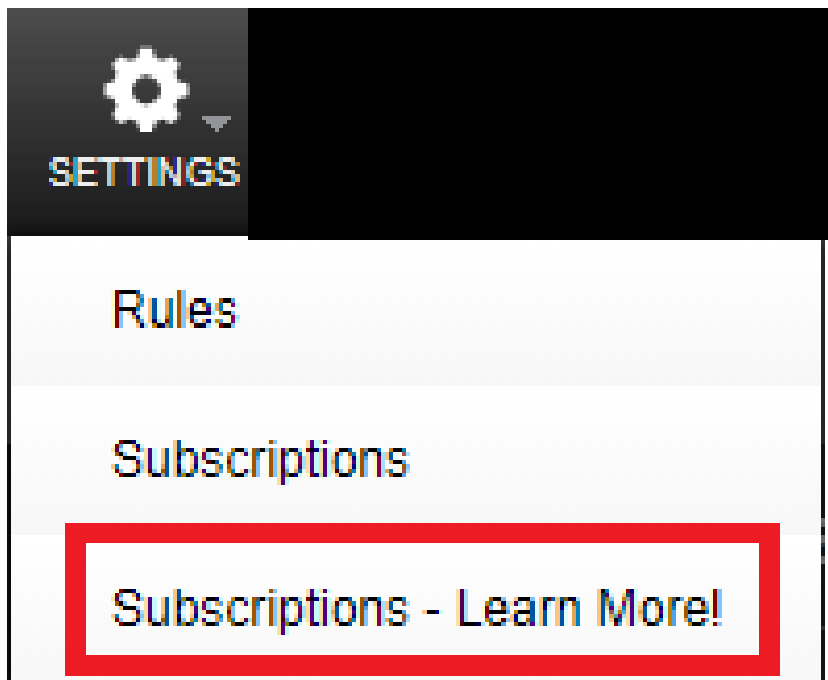
**That's it!**

No other action is needed to complete the transition of your account – we have taken care of everything else. We do recommend bookmarking the FieldNET website and downloading the app to your mobile device(s).

Please find the link to the latest iOS mobile app [here](#) and the Android app [here](#).

If you need help navigating FieldNET, the customer tutorial videos can be found on the homepage.

You can also access the FieldNET manual, along with the FieldNET subscription tutorial, by clicking Settings → Subscriptions → Learn More.



If you have any questions or need assistance, please contact the FieldNET Customer Support Team at +1 (866) 693-4353.

Thank you!