



BUILT TODAY, TO KEEP PACE WITH TOMORROW

Lindsay irrigation products are built to last. From initial engineering development, to meticulous quality-control production, all the way through to installation, service and knowledgeable dealer support, Lindsay is with you for the long haul.

For more than 50 years, Zimmatic® has been the reliable irrigation and innovation partner for growers around the world. Many of our original center pivot systems are still in operation – proof of their durable, quality construction and intelligent design.

And while we’ve been around for decades, we’ve never stopped innovating and bringing new ideas to the field. Case in point: FieldNET®, the industry leader in complete remote management of your irrigation system, giving you the information, advice and control you need to maximize yields in any climate or terrain, anytime from anywhere.

When it’s time for the next generation to take over, Lindsay will be right there with them, making the most of the land and keeping it productive, for years to come.

Built for a lifetime. Innovating for the future. **That’s the Lindsay Advantage.**




TABLE OF CONTENTS

Pivots & Laterals	3-14	Precision Variable Rate Irrigation	21-22
Tracking Solutions	15-16	Remote Irrigation Management	23-30
Sprinkler Options	17-18	Specifications	31-34
Pumping Solutions	19-20		

BUILT RIGHT THE FIRST TIME TO LAST A LIFETIME.

Zimmatic pivots are built to last. That's why so many Zimmatic irrigation systems installed decades ago are still running smoothly today. It's because they are designed with precision to keep them operating for years to come.

The industry's thickest pipeline gives Zimmatic the strength to run in the roughest terrain. Our proprietary uni-knuckle span connection provides stress-free flexibility and support, keeping the water flowing even as the span moves with your field. An exclusive, innovative split coupler design creates a solid, watertight seal to ensure years of worry-free operation. A full flow collector ring – found only on Zimmatic – eliminates water restriction for reliable operation, delivering peace of mind. The fastest center driveline in the business means more efficient field coverage, cycle after cycle.

Yes, that's a lot of technology and innovation to pack into a pivot, but it's all in service of a longer-lasting, more precise, better performing irrigation system. You wouldn't want it any other way, and neither would we.

Zimmatic. Built strong today, for many tomorrows.

- 1 HEAVY-DUTY PIVOT POINT**
Hot dipped galvanized steel legs and heavy-duty cross members form a sturdy foundation for even the longest systems.
- 2 OPTIMIZED SPAN DESIGN**
Structure designed with optimal strength and height to manage taller crops. The strong alloy steel increases durability, decreases weight and maintains the structural integrity of your system.
- 3 CROSSED STABILIZER ANGLES**
"X-type" bracing links each span with the next tower, absorbing torsional stress that can be caused by uneven terrain.
- 4 GPS POSITIONING**
Precision GPS gives the control panel the ability to read the pivot's exact position relative to a 360° circle.



A FULL FLOW COLLECTOR RING
The collector ring is mounted externally, eliminating water flow restriction – a distinct advantage over the internal designs on other irrigation systems.



B EXCLUSIVE UNI-KNUCKLE
Zimmatic's exclusive Uni-Knuckle span connection offers full support, stress-free flexibility and external design to eliminate flow restriction.



C EXCLUSIVE SPLIT COUPLER
A Zimmatic design innovation, the split coupler encloses an inner boot to ensure a solid, watertight connection. The secure seal provides protection for longer machine life.



D FORMED OUTLETS
Sprinkler outlets are formed as an integral part of the pipeline, ensuring precisely matched threads for a watertight seal.



E TRUSS RODS & TRUSSES
Zimmatic's exclusive "V-Jack" truss design distributes the span's load evenly, providing superior support and durability. Forged-head truss rods in heavy pocket-type rod-anchors add strength and support to each span.



F PIPE OPTIONS
Zimmatic's standard 11-gauge pipe is the thickest on the market and features formed (not welded) outlets. Poly-lined, galvanized steel, stainless steel and aluminum options.



G CENTER DRIVE
The industry's fastest standard center drive – completes a 1/4 mile (.40 km) radius circle in under 13 hours compared to other's 16-hour rotation speed.



H THE ZIMMATIC AT GEARBOX™
Shorter output shaft eliminates high overhang load, which extends bearing life. The industry's largest expansion chamber reduces internal pressure and temperature.

9500P | CENTER PIVOT



High quality design for highly efficient irrigation

The 9500P center pivot is the most durable, rugged and time-honored member of the Zimmatic pivot family. Ideally suited for the roughest terrain, the longest systems and applications that require the most robust pivot point and pipeline structure.

- 11-gauge pipeline is more than 10 percent thicker than the competition's best offering, providing strength and maintaining integrity
- Standard, medium, high- and ultra-high clearance options to fit a variety of crops

8500P | CENTER PIVOT

Engineered for value and structural strength

The 8500P provides incredible value for your operation. With state-of-the-art design, the 8500P features a competitive 12-gauge pipeline in a high strength machine you can trust to provide consistent irrigation for many years.



- Standard, medium- or high-clearance tower options
- Compact pivot point for economical installation – built to fit other brand's pads
- Available with Zimmatic 9500CC Custom Corner

7500P | CENTER PIVOT

Strength you can rely on – sized for small-field needs

The 7500P is an option for growers to cost-effectively irrigate smaller fields up to 60 acres (24 ha). With its smaller diameter pipeline of 4.5" (114 mm) and 10.5' (3.21 m) crop clearance, the 7500P provides the height needed to irrigate taller crops, as well as the strength you've come to expect from Zimmatic.



- Full-clearance tower height
- 5" (127 mm) pivot point
- Provides four full-length legs strengthened by numerous cross ties to provide a stable base with consistent crop clearance as the machine transitions from the pivot point to the first span

PIPELINE

Thicker pipe means longer life

Zimmatic's standard 6 5/8" (168 mm) pipe is more than 10 percent thicker* than that of the competition. Other diameters are available to provide maximum efficiency.

GALVANIZED STEEL

Offering the lowest cost per foot, galvanized steel pipe is ideal for "mild" corrosive situations.

NEW & IMPROVED!

POLY-LINED PIPELINE

The preferred choice for corrosive water conditions – municipal, industrial and agricultural.

ALUMINUM

Zimmatic's aluminum piping provides additional corrosion resistance in some situations compared to galvanized pipe.

STAINLESS STEEL

For serious problem water, high-alloy stainless steel pipe offers a high level of corrosion resistance.

* Zimmatic 9500 series only.



PIPE DIAMETERS**

- 10" (254 mm)
- 8-5/8" (219 mm)
- 8" (203 mm)
- 6-5/8" (168 mm)
- 5-9/16" (141 mm)
- 4-1/2" (114 mm) (7500P only)

** Size availability varies by pipeline type.

DRIVELINE



CENTER DRIVE

Field-proven for more than 30 years, our center drive continues to outperform the competition.

It offers the highest horsepower available and a triple reduction spur gear that produces maximum efficiency and power distribution. With the industry's fastest standard rotation speed, the 43 rpm motor can power a seven-tower Zimmatic pivot around a 1/4 mile radius circle in under 13 hours, compared to more than 16 hours for a competitive system – a 27 percent savings.

The non-helical design results in less heat, friction and overall wear to extend the drivetrain life.



AT GEARBOX

The Zimmatic AT Gearbox is built with the future of center pivot irrigation in mind. The AT Gearbox incorporates features, such as forged steel gears, cartridge seals and large bearings on both sides of the input shaft.

In addition, the cutting-edge AT Gearbox includes features such as a universal mounting pattern, large, diaphragm style expansion chamber and an externally gusseted bell housing, which make this the most advanced gearbox on the market.



TNT2 TOWABLE GEARBOX

The TNT 2 gearbox is an efficient and reliable alternative to bolt-on towable hubs with standard gearboxes.

The simple bale engagement lever makes for quick, easy and trouble free operation, and positive locking in both towing and not-towing positions ensures that it will stay in gear.

ADVANCED CONTROLS

Center pivot control made easy for you

Depending on your needs, each user-friendly control panel offers a different level of control, convenience and monitoring.



500C

Our standard panel is anything but standard. The 500C comes FieldNET-ready, with basic run control and easy pump start. It's packed with built-in features.



700C

The same ultra-simple interface as the 500C, with GPS positioning and FieldNET-ready to remotely automate stops, provide advanced end gun control, create precision irrigation plans and much more. Compatible with FieldNET Advisor® for advanced irrigation scheduling.




712C

The top of the line, featuring an industry-leading intuitive 12" interactive touchscreen, familiar to anyone who uses a smart phone. Provides detailed status and full control in the field or remotely with FieldNET. It's everything the 700C offers plus an easy-to-use in-field touchscreen interface.



9500L | LATERAL MOVE



Multiple options for maximum coverage

For square or rectangular fields, a standard lateral move irrigation system can bring up to 98% more of your field into full production. Each system can be customized based on water supply and guidance options.



HOSE-FED

- Supplied through a large-diameter hose attached to a pressurized main line
- Pivot and/or towing options for use on adjacent fields
- Uses two-wheel or four-wheel cart with 4", 6" and 8" hose (102, 153, 203 mm)



DITCH-FED

- Uses existing ditch at field edge or in center
- For unlined ditches or concrete/plastic-lined ditches
- Accommodates grades up to one percent
- Water supplied through floating intake or floating self-cleaning filter screen
- Available as four-wheel



FERTIGATION

To ensure that your system is efficiently delivering the best nutrients for your field, your Zimmatic dealer can customize fertigation/chemigation equipment to your requirements.



CART & POWER OPTIONS

- Two- or four-wheel carts
- Onboard diesel and generator set (plus onboard pump for ditch-fed systems) or commercial power delivered through heavy-duty, mining-type cable*

*Cable-powered systems for hose-fed only.



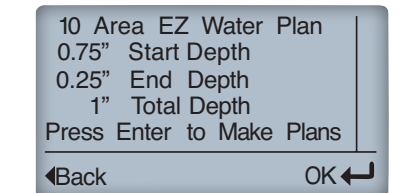
GUIDANCE SYSTEMS

- GPS
- Furrow
- Above-ground cable
- Buried-cable



EZ WATER WIZARD – UP TO 15 TIMES FASTER


VISION simplifies lateral control and is 15 times faster to program than other lateral panels. From straightforward navigation to intuitive programming, the patented EZ Water Wizard works seamlessly and fully automates normal lateral functionality.



EASY, ACCURATE PROGRAMMING

Up to 20 water zones can be created in just a few steps. The EZ Water Wizard automatically varies water rates so that the lateral never has to complete a dry run, and no area is over- or under-watered.

USER-FRIENDLY INTELLIGENT CONTROL



Zimmatic VISION control panel for laterals creates an entirely new experience for growers using lateral irrigation. Its user-friendly design allows you to automatically control systems with the touch of a button.

VISION'S POWERFUL BENEFITS

- Easy-to-use interface
- Custom application plans
- Quick view of key info
- Precise programmable control with GPS positioning
- Enhanced shutdown diagnostics
- Works with existing Zimmatic laterals
- Can be used with FieldNET



UNMATCHED VERSATILITY

VISION for laterals is designed specifically for Zimmatic 9500L irrigation systems and works on multiple field layouts for ultimate ease of use and versatility.

9500HS | HIGH SPEED PIVOT



High speed drive cuts irrigation time in half

The new 9500HS delivers the speed you need for quick irrigation cycles. Because it operates at up to twice the speed of a standard center drive motor, it's ideally suited for crops that require quick irrigation cycles – particularly during germination and during the heat of the day. It helps keep up with the crops' water demands without over-watering and simplifies chemigation and fertigation.

Ideally suited for carrots, onions, potatoes, sugar beets and alfalfa.

- Frequent, light applications maintain surface moisture during germination
- Cooling mists protect high value crops during the heat of the day
- Quicker water application reduces erosion
- Chemical/Fertilizer applications are faster and more efficient

7500WD | WATER DRIVEN PIVOT

Designed for areas with no power source

The 7500WD water-driven pivot is for use in corners or where power is not available. No power is required therefore no electrical installation is needed.

The single-span 7500WD increases land use by efficiently irrigating up to 7.4 acres (3 ha). One pivot can be shared among several growers or over separated fields to reduce cost per acre/hectare with the towable option.



- Non-tow models available with standard or compact pivot point
- Two-wheel and four-wheel towable options
- Reverse towable option

9520PL | PIVOTING LATERAL



6-WHEEL HIGH TRACTION PLATFORM

- Ideal for under-utilized land and irregular fields
- Can reduce labor costs as much as 70%
- Can decrease energy costs due to lower pressure application
- 50% to 70% water conservation over furrow irrigation

Equipment that gets the most out of every inch of land

A cost-effective, yet technologically advanced solution, the new 9520PL allows you to irrigate more land without having to add more machines; the 9520PL pivots and moves laterally when you need it to. Intelligently designed controls and an intuitive interface make programming fast and easy, and the exclusive optical barrier offers more programming options than ever before. GPS guidance ensures more repeatable performance, enhanced accuracy and less maintenance than furrow-guided machines.

9500MP | MOBILE PIVOT

Spread your investment over multiple fields

Zimmatic offers three mobile irrigation solutions that allow you to spread your investment over multiple fields. All Zimmatic mobile pivots feature reinforced wheel hubs that swivel easily into towing position.



9502MP TWO-WHEEL MOBILE PIVOT

Ideal for frequent moves to fields up to 40 acres (16 ha), this easy-to-set-up system features a two-wheeled pivot rotating around a fixed anchor pad.



9503MP THREE-WHEEL MOBILE PIVOT

Easily towed in any direction, the three-wheel mobile unit is held securely in place with earthen or concrete pad anchors and can irrigate fields up to 160 acres (65 ha).



9504MP FOUR-WHEEL MOBILE PIVOT

This system provides the necessary stability for towing over rough terrain and is intended for use in situations where pivot points are arranged in a straight line.

9500CC | CUSTOM CORNER



Multiple options for maximum coverage

The most comprehensive corner solution on the market, the 9500CC Custom Corner can be customized to meet the specific needs of your unique field, is easy to use and makes the most of the land you already farm.

WATER APPLICATION OPTIONS

9500CC

This economical solution provides good uniformity for square fields.

9500CC WITH SMARTCHIP TECHNOLOGY

Sprinkler bank control offers improved application uniformity, especially for non-square fields or fields with non-uniform boundaries.

9500CC WITH PRECISION VRI ON THE CORNER ONLY

The most precise corner application solution available with individual sprinkler control and the flexibility to continuously adjust corner application depths, including the ability to have "avoid" areas under the corner arm.

9500CC WITH PRECISION VRI ON THE FULL PIVOT

The most advanced, flexible corner solution available for fields with limited water availability or that require a constant flow rate, have significant variability in crop types, planting dates or soil types. Individual sprinkler control is also ideal if you desire "avoid areas" through your field (not just in the corners), or need to minimize full circle rotation times.

GUIDANCE OPTIONS

Two guidance systems are available to match the needs of your field, including buried wire and GPS.

THE MOST POPULAR GPS GUIDANCE

Industry-leading design and reliability with advanced GPS diagnostics integrated into the 9500CC control panel.



FIELDPLUS® | ARTICULATED PIVOT – UP TO 165°



PIVOTING JOINT

This exclusive feature means the joint can be placed at any tower for a system that's customized for a specific field.

This Zimmatic exclusive is designed specifically for irregularly shaped fields or in fields that contain immovable obstacles.

- Nylon bearings ensure smooth operation
- Watertight coupler allows unrestricted flow with secure seal
- Automatic realignment allows it to function as a standard pivot
- Tower stops automatically when it reaches a barricade while the outer spans continue to operate

9500DS | DROP SPAN



FLEXIBILITY IN MINUTES

As the fastest option on the market, the 9500DS requires only one person to drop and reconnect with no tools needed.

Irrigates on imperfect fields around permanent obstacles.

- Quickest drop and reconnection time (less than 15 minutes)
- Same size as a standard Zimmatic joint, so existing wheel tracks don't change
- End gun choices in manual or electric valves
- Telescoping and retractable legs accommodate varying crop heights

NFTrax® 2.0



Unmatched tracking performance

Built with maximum flexibility, the patented NFTrax is an airless wheel design that will never go flat and keeps wheel ruts to a minimum – saving time, labor and replacement costs.

The unique structure of our recently updated NFTrax forms a larger surface area to evenly distribute the machine's weight, resulting in improved performance over varying terrain and field features.

With NFTrax, growers can focus more on growing and less on equipment repair.



- **Superior Structure** for rugged long-lasting performance
- **Upgraded Tracking** improves traction and decreases wheel rutting
- **Durability and Flexibility** adapts to terrain and field conditions
- **Tread Design** minimizes soil disruption and improves cleanout



OPTIONAL NFTRAX Z-TREAD

- Aggressive, alternating tread design
- Exclusive high low lug pattern for lateral stability and traction
- Designed for areas where more traction is required: slopes, low spots, areas with slick clay-based soils, etc.



TRADITIONAL TIRES VS. NFTrax

Through extensive field testing, NFTrax's wheel track depth can be as much as 30 to 50% less than that of standard 11.2" x 38" tires in similar operating conditions.

When compared to solid tire alternatives, improvement to the track depth is even greater.

RADIAL TIRES

Radial tires offered by Zimmatic provide a new high-performance alternative to bias ply tire options.

Radial tire construction lessens severe wheel tracking and compaction beneath sprinklers while reducing overall drivetrain wear and tear. Plus, the rugged radial tire design cuts maintenance costs by reducing flats in the field.

- 60% more footprint than 11.2" x 38" bias ply tires
- Wider, stronger tread face and durable side wall
- Low air pressure for less compaction and rutting (~15 psi, 1.03 bar)
- Heavy load rating, even at lower pressures
- Available in popular sizes, no tube needed
- 8-year limited warranty



LINDSAY BIAS PLY TIRES

The cost-effective choice for traditional bias ply tires.

- Available in popular sizes
- Field tested and proven
- Meets Lindsay's rigorous quality standards
- 8-year pro-rated warranty



THREE-WHEEL TOWER STRUCTURE



Ideal for marshy areas and problem soils

Add power to increase traction and prevent rutting with Zimmatic's three-wheel tower structure.

- Spend less time dealing with stuck machines
- Increase tire life
- Reduce drivetrain wear and tear
- Irrigate acres currently left idle

SPRINKLER OPTIONS



We'll help you make the right choice

Your Zimmatic dealer will analyze your operation to help you customize a sprinkler package that meets your irrigation needs.



DROPS

Fabricated from poly pipe or reinforced hose – drops are designed to minimize water loss due to evaporation and wind drift. Lengths can vary from just below the unit's truss rods to approximately 18 inches (457 mm) above the ground.



OFFSETS

Allowing drops to be angled away from the pipeline, offsets provide increased coverage and longer soak times.

BOOMBACKS

Designed to minimize wheel-track problems, boombacks place the sprinkler behind the drive unit.



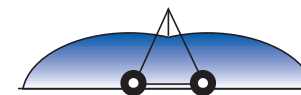
PRESSURE REGULATORS

Pressure regulators help ensure uniform water distribution. Zimmatic pressure regulators are intended to operate from 6 to 50 psi (0.4 to 3.5 bar).



FIXED-SPRAY SPRINKLERS

Available in a variety of options to match crop, climate and wind conditions, fixed-spray sprinklers are intended for use on lighter soils or flat terrain and can be adapted for in-furrow applications. These units are also compatible with both germination and chemigation plates.



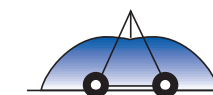
Coverage/Pressure

12 to 74 ft - 10 to 50 psi
depending on sprinkler height and pressure
(3.7 to 22.6 m - 0.69 bar to 3.5 bar)



ROTATING SPRINKLERS

Featuring changeable deflector plates and a choice of individual stream designs, rotating or wobbling spray sprinklers are designed for greater coverage on heavier soils or rolling terrain.



Coverage/Pressure

7.5 to 47 ft - 6 to 40 psi
depending on sprinkler height and pressure
(2.3 to 14.3 m - 0.41 bar to 2.8 bar)



LEPA SPRINKLERS

Operating in both bubble and spray modes, LEPA (Low Energy Precision Application) sprinklers are designed to reduce surface evaporation. Chemigation pads are available for most crops.



Coverage/Pressure

2 to 20 ft - 6 to 10 psi
depending on sprinkler height and pressure
(0.6 to 6.1 m - 0.41 bar to 0.69 bar)



END GUNS


End guns can add five to 10 more irrigated acres (2 to 4 ha) in a standard quarter section. Booster pumps are available in either 130 gpm (8.2 lps) or 200 gpm (12.6 lps) sizes when additional pressure is required to increase end gun reach.

PUMPING SOLUTIONS

Lower costs through pumping solutions

Zimmatic offers growers a complete line of pumping products to help maintain consistent water delivery to center pivots. From panels to pumps and custom engineered solutions, we have the answer for every irrigation pumping need.


You can count on Zimmatic and pumping solution partners like Watertronics® to deliver products that will increase efficiency, maximize performance and help improve your bottom line.



ZIMMATIC VARIABLE FREQUENCY DRIVE (VFD)

Zimmatic, in partnership with Watertronics, has developed a VFD specifically designed for agricultural irrigation. The Zimmatic VFD provides the performance you need and the ease of use you want.

- Only touchscreen interface in the industry
- Large, easy-to-use 5.7" color screen
- Field-proven reliability
- Save money by matching pump output to system needs
- Only ag VFD that offers integrated remote monitoring and control with FieldNET
- Custom software developed specifically for ag irrigation

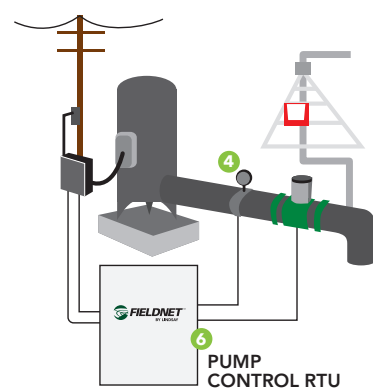


Monitoring and control solutions that fit your pumping needs

Add FieldNET to an existing or new pump set up to address the specific needs of your operation. From water flow to energy use, on/off capabilities to pressure, FieldNET provides accessibility, flexibility and greater control.

ADD-ON OPTIONS

FieldNET's web-based technology, with optional subscription-based service levels, allows growers and multiple field managers to quickly access pumps and key system sensors.



- 1 POWER TRANSFORMER
- 2 POWER TRANSDUCER
- 3 PUMP CONTROL
- 4 PRESSURE TRANSDUCER
- 5 FLOW METER
- 6 CUSTOMIZABLE INPUTS & OUTPUTS

MAGNETIC FLOW METER



Save resources with added command and control

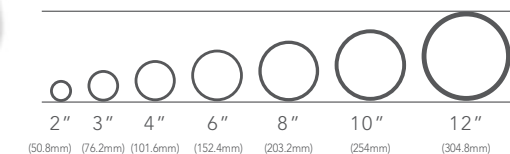
Water management and conservation is an ever-increasing concern for growers. Our IM3000 Magnetic Flow Meter takes the guesswork out of water usage while saving time, water, energy and money.



MAGNETIC FLOW METER

Eliminates the problems of traditional mechanical meters due to no moving parts.

FLOW METER PIPE SIZES



IN-RISER FLOW METER

Integrates into the pivot point, and is available for new and aftermarket pivots. No other irrigation company offers this option.



Independently tested and verified for accuracy by the International Center for Water Technology (ICWT).



Tested for flow calibration and accuracy by the Utah Water Research Laboratory, Utah State University.

ZIMMATIC PRECISION VRI™



Individual sprinkler control for more performance out of your fields

Zimmatic Precision VRI allows you to apply exactly the right amount of water and chemicals to specific areas of your field – giving you full control to maximize yields and profitability.



- Easy-to-use touchscreen
- Compatible with most pivot/lateral brands
- 100% remote management available with FieldNET



MORE PRECISE THAN SECTOR-BASED VRI

Accounting for factors like obstacles and terrain variability, each sprinkler is individually controlled by the system to apply the desired application depth.

Make the most of your land



- Increase farm-able land and yield
- Vary irrigation by crop or soil type
- Avoid low areas, waterways and field obstacles
- Unlimited number of flexible application areas

BENEFITS

- Easy to use
- Changes application depth for different crops, planting dates, terrains or soil types
- Decreases power consumption
- Less track maintenance
- Reduces overwatering, runoff and nutrient leaching
- Saves on fertigation and chemigation costs
- Maximizes use of available water through constant flow technology, especially valuable for corner systems
- Fully integrated into FieldNET Advisor®, enabling remote application of daily irrigation recommendations



COMPLETE REMOTE MANAGEMENT WITH FIELDNET

A single tool for seamless management of your entire irrigation operation. Integrate with FieldNET's web and mobile app to customize water application and manage Precision VRI remotely.

- Allows multiple irrigation plans to optimize water application
- Detailed irrigation reporting for better decision-making and compliance
- Dynamically optimized VRI plans with FieldNET Advisor



PRECISELY WHAT YOU NEED TO OPTIMIZE YIELDS.



Modern farming is about precision – the right amount of water, in the right place, at the right time. FieldNET technology puts you in control and delivers exactly what you need, where you need it.

Developed in-house by Lindsay engineers – not cobbled together from a variety of other companies – the proprietary technology behind FieldNET integrates seamlessly with all components of your irrigation equipment, from pump to pivot, no matter what brand. There are options to fit every grower's needs, from remote monitoring to full remote control.

And then there's FieldNET Advisor, the world's first, automated, cloud-based scheduling tool that delivers daily irrigation recommendations, helping you decide precisely when, where, and how much to irrigate. With an intuitive, user-friendly interface, you can put irrigation plans into action from your laptop or mobile device. Continuously updated to stay on the leading edge, FieldNET technology provides the power to get the most out of your fields, anytime, anywhere, with most any pivot.

Farming has come a long way, and the future holds potential for even greater advances. When you experience the command that FieldNET gives you, you'll agree. The future of irrigation is in your hands.

Monitor, control, analyze and apply. All brought together with FieldNET.




MONITOR

Keep an eye on your fields without actually being there.



CONTROL

Remotely manage and control pivots, laterals, end guns, drip systems, pumps, injectors and sensors – your entire irrigation operation.



ANALYZE & APPLY

Delivers continuously updated plans based on crop, field conditions and weather, and puts those plans into action via a smartphone, tablet or computer – at any time, from anywhere.

MONITOR.



ALERTS KEEP YOU IN-THE-KNOW ABOUT UNSCHEDULED SHUTDOWNS.

INTEGRATED GPS LETS YOU KNOW PRECISELY WHERE THE PIVOT IS IN THE FIELD.

CHECK APPLICATION PERFORMANCE WITH END-OF-PIVOT PRESSURE.*

GET COMPREHENSIVE, INTEGRATED WATER USE REPORTS.*

ON-BOARD CELLULAR MODEM FOR CONNECTIVITY FROM ANYWHERE.

* Pressure transducer required.

FIELDNET | Visibility and peace of mind.

Keep real-time tabs on your field, anytime from anywhere. Know what your irrigation system is doing at any moment, and get alerts about performance issues so you can address them immediately. It's like being there, without having to actually be there.



FIELDNET PIVOT WATCH™

An affordable way to gain remote visibility; easily installs on any brand of pivot.

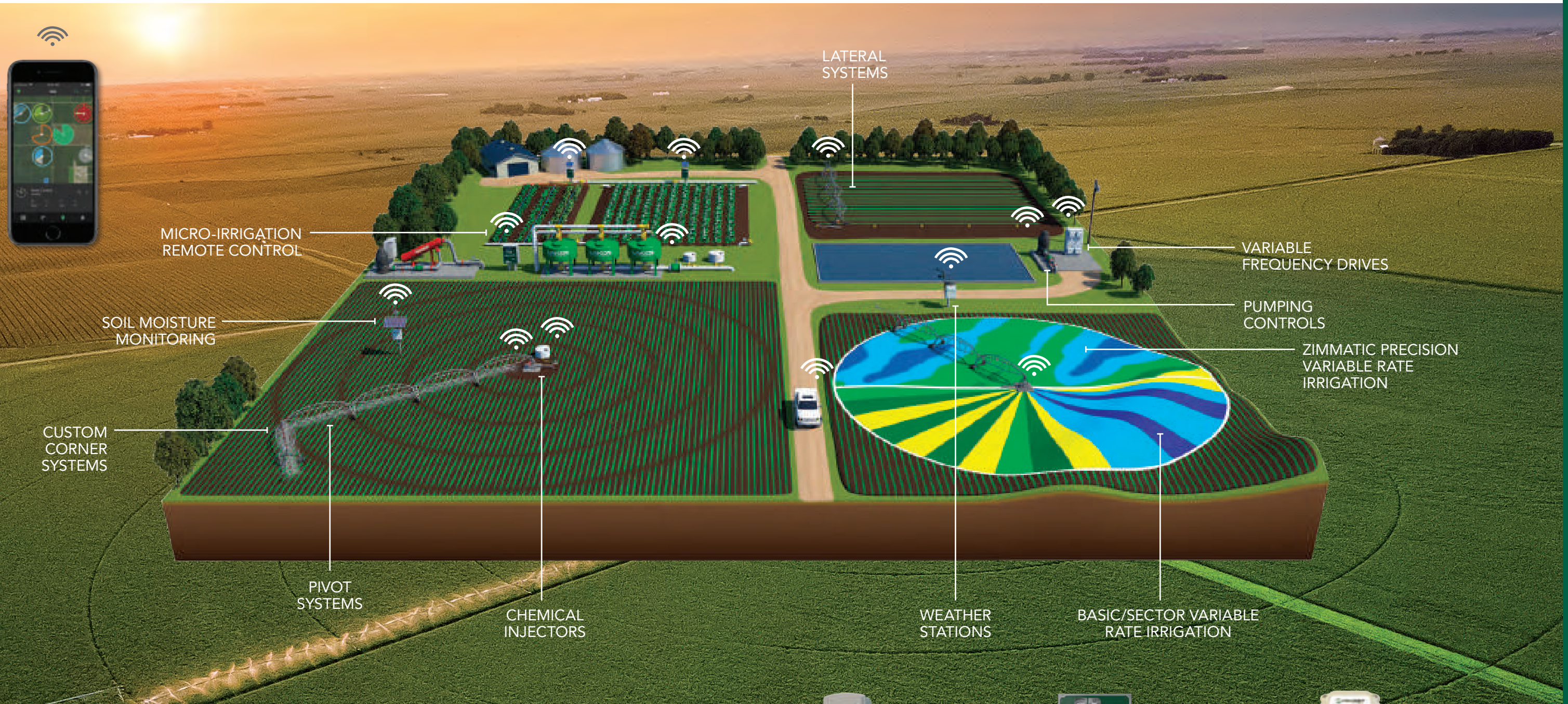


FIELDNET M2 CONNECT™

Remotely monitor water consumption even when flow meters aren't located at pivot point. Access anywhere, anytime in FieldNET.

MONITOR ONLY PRODUCTS

CONTROL.



FIELDNET | Real-time management from anywhere.

Manage every aspect of your operation - pivots, pumps, sensors and more – from one easy interface. Make adjustments on the fly and respond to changing conditions from wherever you are. In addition to FieldNET-ready Zimmatic control panels, FieldNET connectivity is available through several hardware solutions – with an option to meet every grower’s needs. It’s like having your own superpower.



FIELDNET PIVOT CONTROL™

Upgrade existing pivots to full remote-control technology for pivots, pumps, wells and injectors.



FIELDNET PIVOT CONTROL LITE™

Economical remote monitoring and control, retrofits to almost any electric pivot.



FIELDNET MULTI-CONTROL™

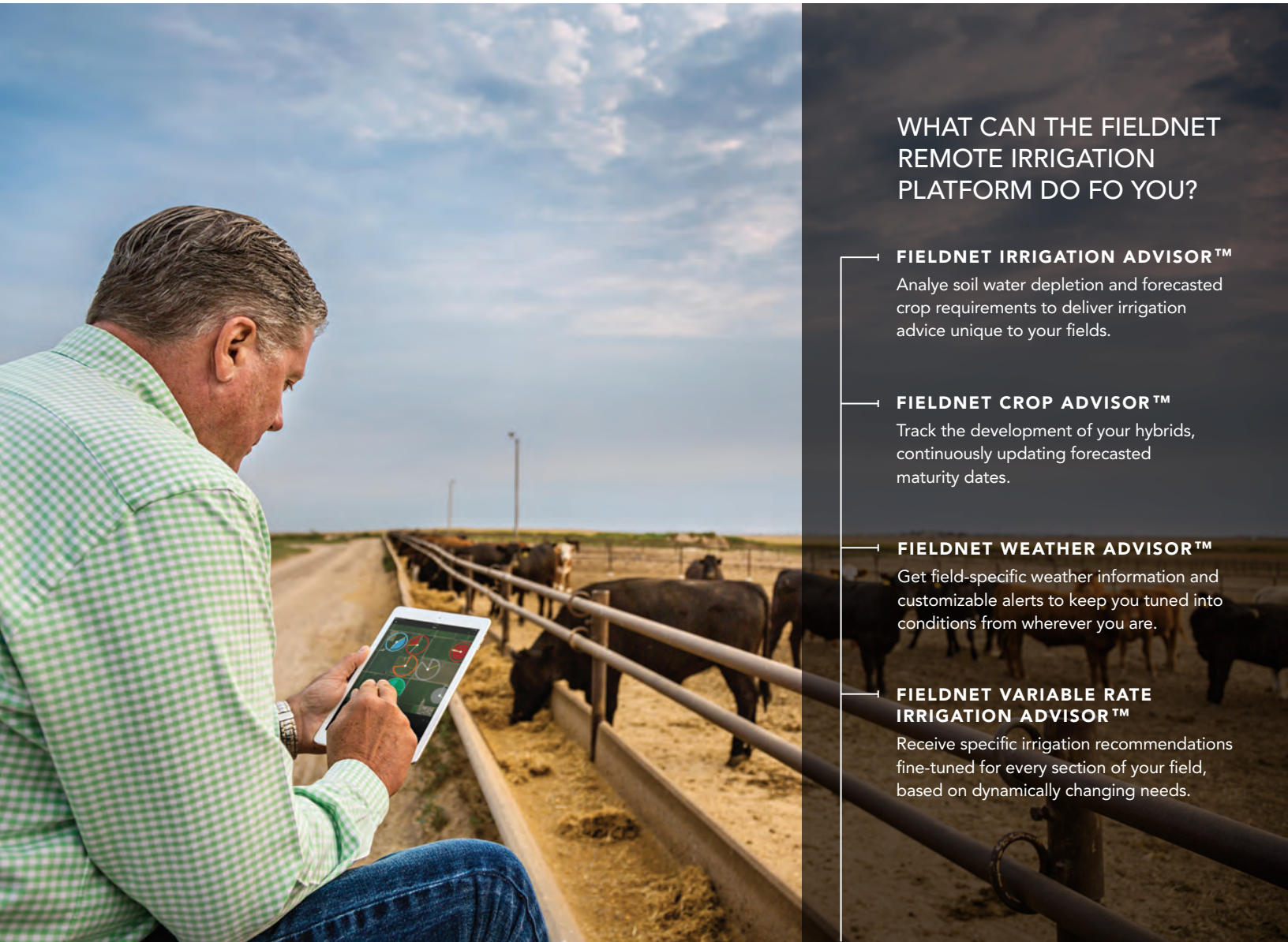
Add drip and micro-irrigation, right alongside pivots. One wireless controller for multiple irrigation needs.



NEW IN 2020! FIELDNET M2 CONTROL™

Integrated control of pumps and pump stations let you monitor water delivery for maximum efficiency.

ANALYZE & APPLY.



WHAT CAN THE FIELDNET REMOTE IRRIGATION PLATFORM DO FOR YOU?

FIELDNET IRRIGATION ADVISOR™

Analyse soil water depletion and forecasted crop requirements to deliver irrigation advice unique to your fields.

FIELDNET CROP ADVISOR™

Track the development of your hybrids, continuously updating forecasted maturity dates.

FIELDNET WEATHER ADVISOR™

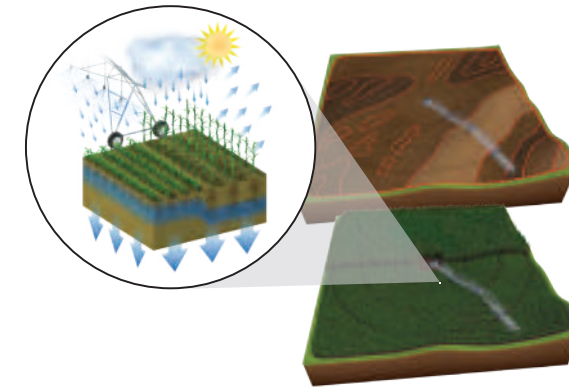
Get field-specific weather information and customizable alerts to keep you tuned into conditions from wherever you are.

FIELDNET VARIABLE RATE IRRIGATION ADVISOR™

Receive specific irrigation recommendations fine-tuned for every section of your field, based on dynamically changing needs.

Data in. Recommendations out.

FieldNET Advisor is like having another version of yourself out in the field at all times – a version that happens to have instant access to volumes of historical and real-time data. FieldNET Advisor gives you knowledgeable irrigation recommendations based on the unique status of your individual location. You can accept the recommendations, modify or create your own plan, then put it into action from wherever you are.




INFORMATION UNIQUE TO YOUR FIELD:

- Soil data
- Hybrid types
- Planting dates
- Irrigation rates
- Tillage practices
- Rainfall



FieldNET Advisor takes all of the unique input about your fields, combines that data with historical information – weather, crop performance, etc. – and layers on daily updates of precipitation, irrigation, and drainage to generate detailed, customized recommendations.




The result? Easy-to-implement recommendations tailored to your individual fields' needs, optimized for Basic/Sector VRI and Precision VRI. You have the control to act on the recommendations, make adjustments, or even create your own plan.

FIELDNET ADVISOR | Automated irrigation scheduling.

Tapping into decades of historical weather data, real-time moisture conditions and soil data, FieldNET Advisor uses industry-leading cloud-based technology to analyze your fields, your unique hyperlocal environment, and deliver customized, actionable recommendations of just how much water to put down, where, and when.

It's the power to maximize yields. The ability to reduce energy use. The control to increase the efficiency of water application.

FieldNET Advisor is power in your hands.



AFTER ALL, WHAT GOOD IS POWER IF YOU CAN'T USE IT?

FieldNET Advisor is information, advice, and action – all at your fingertips.



Attribute	9500 Series	8500 Series	7500 Series
Product Position	Most durable, rugged and longest lasting member of the Zimmatic family. Designed for the toughest environments. The 'best' alternative for large field irrigation.	An incredible value featuring structural strength and long-lasting reliability. The 8500 matches the competition's thickest pipeline.	Zimmatic quality and strength you can rely on, at a size that fits your small field needs. The best and most flexible option for small or irregularly shaped fields with full crop clearance requirements.
Configuration	Pivots, Laterals & Corners	Pivot	Pivot
Application Best Practice	Ideally suited for the roughest terrain, the longest systems, and applications that require the most robust pivot point structure.	A strong alternative, with thinner 12 gauge pipeline equivalent to the competition.	A standard clearance machine (10.5') designed for fields up to 60 acres and systems less than 870' long.

SELECT YOUR PIVOT POINT



	9500 Series	8500 Series	7500 Series	9504MP 4 Wheel	9503MP 3 Wheel	9502MP 2 Wheel	7500MP
Height	12'10", 15'10", 23'6"	12'10"	12'10"	14'6"	13'4"	12'10"	12'10"
Diagonal Footprint	Standard	Compact	Compact	-	-	-	-
Pivot Leg Dimension	4"x 4"x 1/4"	4"x 4"x 1/4"	3"x 3"x 1/4"	4"x 4"x 1/4"	6-5/8"	4"x 3"x 1/4"	4"x 4"x 1/4"
Maximum Machine Length	None	None	870'	1,350'	1,350'	660'	870'
Riser Diameter	10", 8", 6-5/8", 5-9/16"	6-5/8", 5-9/16"	5"	10", 8", 6-5/8", 5-9/16"	8", 6-5/8", 5-9/16"	6-5/8"	5"
Span Compatibility	9500 & 8500 Series	9500 & 8500 Series	7500 Series Only	9500 & 8500	9500 & 8500	9500 & 8500	7500
Collector Ring	External	External	External				
Benefit	The pivot point consists of 3/8" (.95 cm) hot dipped galvanized steel legs and heavy duty (3/16"/.48 cm) cross members that form a sturdy foundation for even the longest systems.						

Tower Height Options

A) Standard – Height: 9' 6" (2.9m)

Zimmatic's four-legged tower structure is mated to a heavy-duty drive tube using an exclusive double-sided welded brace. Wide-spread legs distribute the load over a greater area, and heavy-wall pipeline and legs eliminate the need for added support.

B) Medium-clearance – Height: 11' 2" (3.4m)

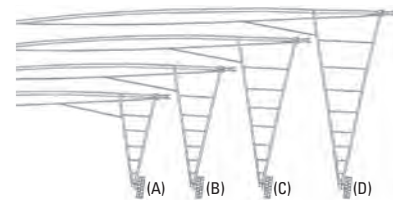
Designed for today's high-yielding genetically enhanced corn hybrids, these hybrids stand taller and stronger in the fields. Taller height reduces crop damage and truss structure drag, resulting in better growing conditions, less wear on equipment and better track management — an ideal option for hilly and uneven terrain.

C) High-clearance – Height: 12' 10" (3.91m)

Zimmatic offers several pivot options to be used with various high-clearance crops, including sugar cane and bananas — and tall structures like oil rigs. Choosing a high-clearance pivot or lateral over flood or drip irrigation will result in fewer hassles, increased yields and better ROI.

D) Ultra high-clearance – 16' 1" (4.9m)

Durable ultra high-clearance models provided needed crop clearance stable operation on varying terrains. It is the ideal choice for tall crops such as papaya, bananas and citrus.



SELECT YOUR SPAN CONFIGURATION & TOWER STRUCTURE



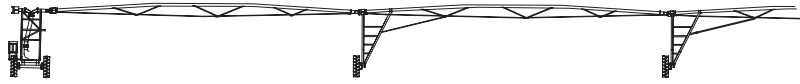
Pivot type	9500P	9500MP	8500P	7500P	7500WD
Control Panel	712C, 700C, 500C	712C, 700C, 500	712C, 700C, 500	712C, 700C, 500	10 or 24 hour circle spinner
Center Drive	Lindsay	Lindsay	Lindsay	Lindsay or UMC	N/A
GearBox	AT	AT	AT	AT	AT
Uni-Knuckle Joint	Yes	Yes	Yes	Yes	N/A
Truss Diameter	3/4", 11/16"	3/4", 11/16"	3/4", 11/16"	11/16"	11/16"
Max Slope	30%	30%	30%	15%	5%
Truss Angle	2"x 2"x 3/16" and 1/8"	2"x 2"x 3/16" and 1/8"	2"x 2"x 1/8"	2"x 2"x 1/8"	2"x 2"x 1/8"
Span Connection	Aluminum Coupler & Boot	Aluminum Coupler & Boot	Composite Coupler & Boot	Hose & Clamp	N/A
Formed Outlets	Yes	Yes	Yes	Yes	Yes
Corner Arm	Available	N/A	Available	N/A	N/A
FieldPLUS	Available	N/A	Available	N/A	N/A
Diameters	10", 8-5/8", 8", 6-5/8", 5-9/16"	10", 8-5/8", 8", 6-5/8", 5-9/16"	6-5/8"	4-1/2"	5-9/16", 6-5/8"
Pipeline Material	Galv, Poly, Aluminum, SS	Galv, Poly, Aluminum, SS	Galvanized	Galvanized	Galvanized
Pipeline Thickness	11 Gauge	11 Gauge	12 Gauge	11 Gauge	11 Gauge
Pipe Length	44' Full, 22' Half	44' Full, 22' Half	44' Full, 22' Half	39' Full, 19.5' Half	44' Full, 22' Half
Span Lengths	113', 201'	113', 201'	113', 201'	120', 198'	135', 157', 179', 201'
Maximum Machine Length	None	None	None	870'	289'
Overhang Length	11' to 88'	11' to 88'	11' to 88'	19'6" to 78'	66' to 88'

Tower Structure

	9500 Series	8500 Series	7500 Series
Clearance Options	Standard, Medium, High, Ultra-High	Standard, Medium	Standard
Height	10', 12', 20', 25'	10', 12'	10'6"
Tracking Configuration	2 or 3 Wheel	2 or 3 Wheel	2 Wheel
Tower Legs	4"x 3"x 1/4"	4"x 3"x 1/4"	3-1/2"x 3-1/2"x 1/4"
Stabilizers	Crossed 3" Angle Iron	Crossed 3" Angle Iron	Crossed 2" Angle Iron
Tire Options	11.2" x 22.5" 11.2" x 24.5" 11.2" x 24" 11.2" x 38" 14.9" x 24" 16.9" x 24" 12.4 x 38 Radial	11.2" x 22.5" 11.2" x 24.5" 11.2" x 24" 11.2" x 38" 14.9" x 24" 16.9" x 24" 12.4 x 38 Radial	11.2" x 22.5" 11.2" x 24.5" 11.2" x 24" 14.9" x 24" 16.9" x 24"
NFTRAX (airless wheel assembly)	12x52	12x52	N/A
Span Compatibility	9500 & 8500 Series	9500 & 8500 Series	7500 Series Only

Benefits

Standard, medium clearance and high clearance options feature a heavy-duty drive tube using an exclusive double-sided welded brace. Widespread legs distribute the load over a greater area. The medium clearance tower structure was designed for today's taller and stronger genetically enhanced corn hybrids. The high clearance tower structure is specifically useful with tall crops such as sugar cane and bananas.

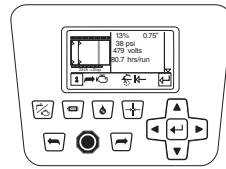


Lateral Configurations				
	9500L		9520PL	
	4 wheel	2 wheel	6 wheel	4 wheel
Clearance	Standard, Medium, High, Ultra-High		Standard, Medium, High	
Maximum Length	None	None	1340'	1340'
Ditch Fed	Yes	No	No	No
Hose Fed	Yes	Yes	Yes	Yes
Center Fed	Yes	No	No	No
End Fed	Yes	Yes	Yes	Yes
Pivoting	No	Yes	Yes	Yes
Span Diameter	5-9/16", 6-5/8", 8"		5-9/16", 6-5/8", 8"	
Span Compatibility	9500	9500	9500/8500	9500/8500
Buried Wire Guidance	Yes	Yes	No	No
Above Ground Cable Guidance	Yes	Yes	No	No
Furrow Guidance	Yes	Yes	Yes	Yes

9500L Lateral Cart Options		
	Hose-Fed	Ditch-Fed
Field Size	Up to 160 acres (65 ha)	160 to 320 acres (65 to 130 ha)
Power Source	On-board diesel generator or electrical cable	On-board diesel generator and pump or electrical cable
Guidance System	GPS Position, furrow, buried cable or above-ground cable	GPS Position, above-ground cable or buried cable
Grade of Field	Up to 6%	Flat
Extended Coverage Options	Yes (w/ pivoting laterals or two-wheel hose pull cart only)	No

9500MP Mobile Pivot			
	9502MP	9503MP	9504MP
	2 wheel	3 wheel	4 wheel
Field Size	Up to 40 acres (16 ha)	Up to 160 acres (65 ha)	Up to 160 acres (65 ha)
Maximum Length	660 feet (201 m)	1,350 feet (411 m)	1,350 feet (411 m)
Maximum Towers	4 towers	10 towers	10 towers
Towing Capabilities	Can be towed any direction and configured for reverse tow	Can be towed any direction and configured for reverse tow	To be towed in a straight line from the four-wheel cart only
Power Supply	On-board diesel engine and generator set	On-board diesel engine and generator set or commercial power	Trailer-mounted stationary diesel engine and generator set or commercial power

7500WD Water-driven Pivot		
<ul style="list-style-type: none"> Minimum pressure required 45 PSI (3 bars) Low wear water coupler and center drive Towable and Non-towable options Completes circle in both 10 and 24 hours 	<ul style="list-style-type: none"> Covers a field from 2 to 7.4 acres (0.8 to 3 hectares) Maximum system length 289' (88 m) Maximum span length of 201' (61.26 m) Maximum overhang of 88' (26.82 m) 	<ul style="list-style-type: none"> Pipe diameter 5 9/16" and 6 5/8" (141 mm and 168 mm) Crop clearance 8' (2.44 m) Maximum slope 5% Non-reversing operation


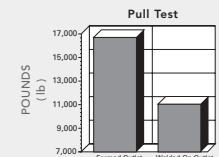
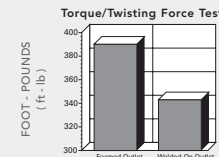


VISION FOR LATERALS

User-friendly and Internet-ready, this control panel is designed to simplify lateral control. It's 15 times faster to program than other lateral panels. Includes multi-lingual and metric capabilities.

Formed outlets outperform welded-on outlets

Zimmatic's formed outlet (right) uses a tapered-to-tapered thread connection instead of looser fit welded-on couplings that can contribute to rusting and leakage.



Zimmatic's standard 6 5/8-inch (168 mm) pipe is more than 10 percent thicker than that of the competition.**

	500C	700C	712C
Basic Features			
Compatible with FieldNET® remote monitor and control	•	•	•
Compatible with FieldNET Advisor®		•	•
User interface in the field	Basic UI	Basic UI	12" touchscreen
Pivot start/stop	•	•	•
Direction	•	•	•
Water on/off	•	•	•
Chemigation on/off	•	•	•
Speed	•	•	•
Application amount	•	•	•
Circle time	•	•	•
Position		•	•
Programmable service stop		•	•
Pressure	•	•	•
Voltage	•	•	•
Flow		•	•
Auto-restart (power and pressure)	•	•	•
Smart Barrier Actions	•	•	•
Smart Alignment	•	•	•
Surge fault detection	•	•	•
Digital hour meters for each function	•	•	•
Temperature		•	•
End-gun control		•	•
End-of-pivot pressure		•	•
Sectional plans		•	•
Smart Advanced Plans <ul style="list-style-type: none"> • Date/time control • 1-pass control • Barrier actions • Position control 		•	•
GPS overwater timer		•	•
Load control schedule		•	•
DDC (Dynamic Demand Control) ready for pump stations		•	•
History log	•	•	•
Expandable inputs/outputs		Add (3) each of analog inputs, digital inputs, accessory outputs, accessory inputs, and 1 analog output.**	
Diagnostics	•	•	•
USB software updates	•	•	•
Over-the-air software updates via FieldNET	•	•	•
Mobile app for offline configuration and programming	•	•	•

*Optional sensor | **Optional add-on | ■ Requires FieldNET

PREPARED TO PERFORM



FULL CIRCLE MAINTENANCE PROGRAM

Your pivot needs to be ready when you need to irrigate. The Full Circle Maintenance Program is a valuable option that reduces downtime during irrigation season and can prevent costly emergency repairs. Performing annual scheduled maintenance limits drive train replacement and improves electrical reliability, which extends the life of your system.

BASIC FULL CIRCLE MAINTENANCE PROGRAM

The Basic Maintenance Plan covers overall general maintenance with 10 checkpoints.

ADVANCED FULL CIRCLE MAINTENANCE PROGRAM

The Advanced Maintenance Plan offers additional peace of mind with 37 checkpoints.

THE VALUE OF A CERTIFIED DEALER

Your Zimmatic dealer is an experienced irrigation professional who has undergone factory supported/qualified training to achieve certification. After completing certification, your dealer receives ongoing updates or recertification to stay informed on the latest enhancements and best practices in irrigation technology and service.



To be factory certified, your Zimmatic dealer is required to complete annual technical service training for new products, electrical systems, design, controls, and troubleshooting.



To find out how to save time, water, energy and labor while achieving higher yields, visit www.zimmatic.com or talk to your local Zimmatic dealer.



THE LINDSAY ADVANTAGE

DURABLE • RUGGED • EASY TO USE • INTEGRATED TECHNOLOGIES •
BROADEST LINE OF SOLUTIONS

18135 Burke Street, Suite 100, Omaha, NE 68022 • 1-800-829-5300 • 1-402-829-6800 • lindsay.com